

The Winning Force

DURMA

VS SERIES
VARIABLE RAKE CNC SHEAR



- Perfect Cutting
- Fast Speed
- Powerful
- Accurate
- Efficient



DURMA The Winning Force





As a total supplier for sheet metal manufacturing with almost 60 years of experience, Durma understands and recognizes the challenges, requirements and expectations of the industry. We strive to satisfy the ever higher demands of our customers by continuously improving our products and processes while researching and implementing the latest technologies.

In our three production plants with a total of 150.000 m², we dedicate 1,000 employees to delivering high quality manufacturing solutions at the best performance-to-price ratio in the market.

From the innovations developed at our Research & Development Center to the technical support given by our worldwide distributors, we all have one common mission: to be your preferred partner.

Present Durmazlar machines with **DURMA** name to the world.



1

High technology,
modern production
lines




3

High quality
machines designed
in R&D Centre

2

Top Quality
Components



VS Series

Variable Rake CNC Shear

Well equipped for precision cuttings (± 0.05 cutting precision)

High technology VS variable rake shears, with $0^{\circ} 30' - 2^{\circ}$ precise rake adjustment, cut fast and efficiently. Easy to use and good quality cutting feature are suitable for every job. By entering all cutting parameters you can have precise and perfect cutting. High efficient and maximum security VS shears will differentiate you with its precise cutting.



Advance Your Standards

Precision and high quality cuts with automatic gap adjustment

In world standards equipped with high-tech products VS Series Shears offer you exact solutions. We have reduced the cutting angle to achieve straight precision and minimum twist tolerance.

Easy to Use

Economic

Efficient

Faster

Reliable Brand



Why *DURMA* Shears

- Better and faster cuttings
- Automatic blade gap adjustment
- Stronger and rigid body structure
- High sensitivity and repeatability
- High-tech excellent equipments
- Low service cost
- Adds value to your company
- Reliable brand

Gain More Power

Performance and Productivity

The *DURMA* VS series CNC variable rake shear is one of the most advanced production shears available today. From 6 up to 25 mm shearing capability these highly developed machines yield the most flexibility you can hope to get in a modern shearing machine.




General Specifications


- Robust design & powerful body for perfect cutting
- Hardened and ground blades for long life and precise
- CE standards security
- The combination of economic and perfect cutting performance
- CNC ünitiden kontrollü bıçak boşluk ve kesme açısı ayarı
- User friendly CNC touch screen control unit
- VS shears provide flexible use for narrow or wide, thin or thick sheet metal cutting.
- Automatic swing up back gauge for more comfortable use
- Sheet support arms
- Front feeding and conveyor systems
- Front support arms T-Slots for easy cutting and feeding material
- Ball Transfer table

VS Series General Features


With choice of standards and optional equipment VS Series add to value your business by offering proper solutions for your needs. With the high-tech features high efficiency, high precision, high performance criteria VS Series have proved that it is user-friendly and the best of in this sector.



Flip-up Finger Guard
Ball Transfer Table
Hydraulic Holddowns




Special Throat Depth



Light Curtains For Finger Guard



Adjustable Angle Stop 0-180°



Conveyor System




Thin Sheet Support System

Robust Back Gauge System

Precision

Robust

Min. Deformation




- Fast and high accuracy
- Reliable movement
- Adjustment at any point
- Resistance to crash
- Maintenance free
- Better and fast cutting
- Easy and secure usage
- High precision and repeatability

Why *DURMA* Back Gauge?

One of the most important factor for cutting capacity is the design of back gauge and stability.

Quality cutting is possible with perfect product, stability and precision back gauge.

The high speed **ballscrew** back gauge system movement is also supported with **linear guides**, which helps the back gauge achieve long life, greater sensitivity and strengthens against any collisions.

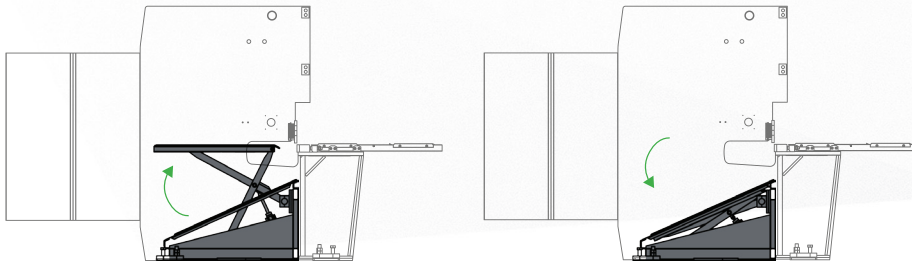


Ballscrew back gauge

Sheet Support Systems

Pneumatic Thin Sheet Support System

DURMA I

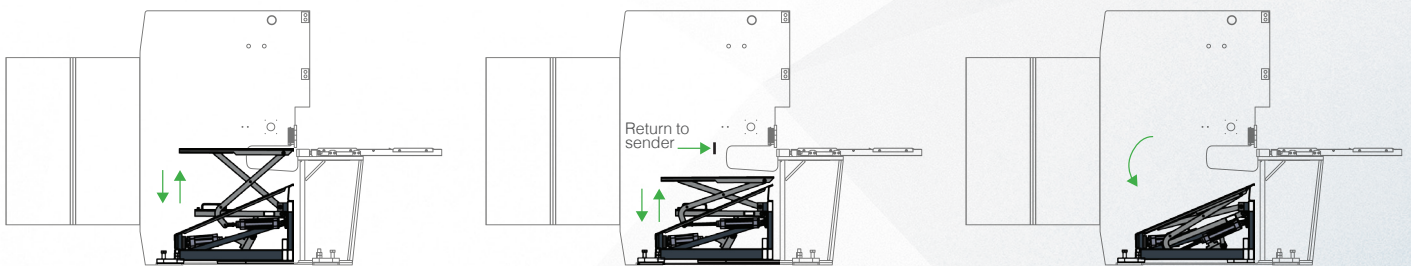


Step 1

Step 2

Pneumatic Thin Sheet Support System

DURMA III



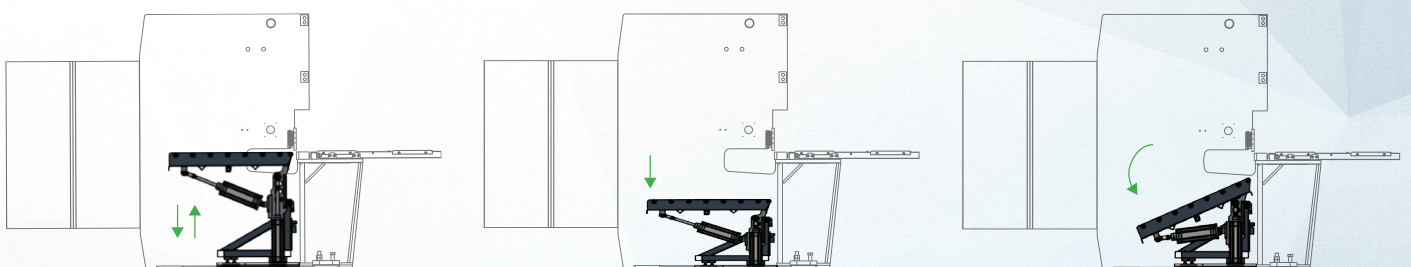
Step 1

Step 2

Step 3

Pneumatic Thin Sheet Support System

DURMA IV



Step 1

Step 2

Step 3

CNC Front Feeding





Sheet Support + Belt Conveyor + Stacker + Scrap Container




D-Touch 7 Control Unit



 Fast data input

 Easy connection USB port


 Ethernet Rj-45 10/100M

 Easy programming

Cuttings are easier with D-Touch 7

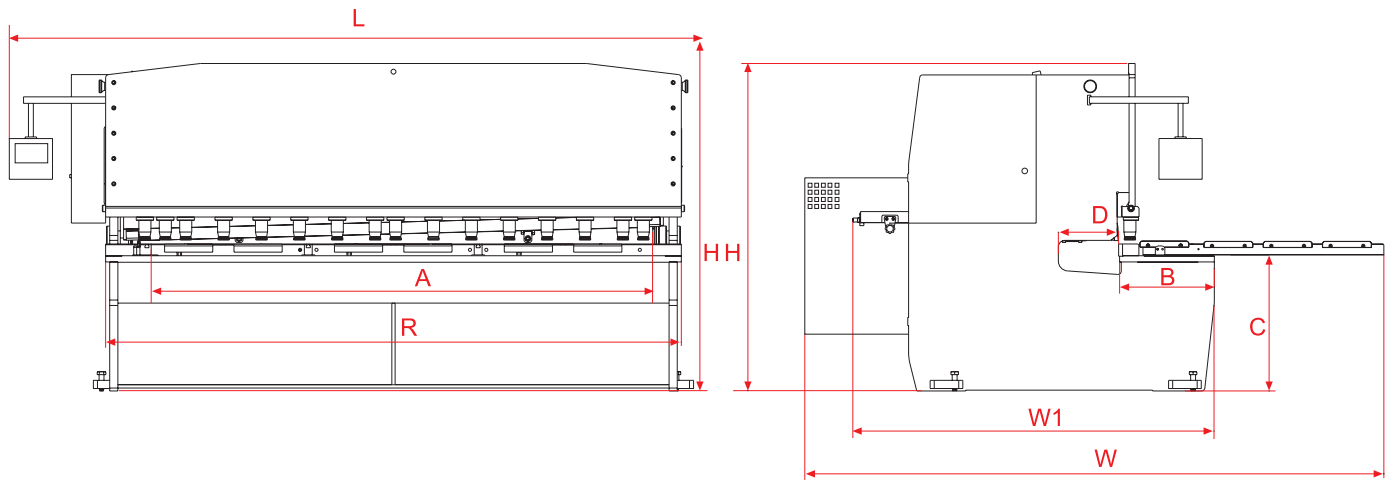
With easy to use interface D-Touch 7 enables perfect cutting in seconds by endless programming and material entrance feature.

- Wide, colored, touch-screen (LCD 7" 800x480)
- Quick data entry
- Easy connection
- USB input
- Ethernet: RJ-45 10/100M
- Windows CE Unlimited program and steps
- Unlimited material type



VS Series Technical Details

VS Series	Cutting Length	Cutting Capacity		Minimum	Cutting Angle		Number of Holddowns	Holddown Force		Back Gauge Range
		MS (450 N/mm ²)	SS (700 N/mm ²)		Minimum	Maximum		Minimum	Maximum	
	mm	mm	mm	1/min.	°	°	mm	Ton	Ton	mm
	A									
3006	3080	6	4	12	0° 30'	2°	16	4	20	1000
3010	3080	10	7,5	10	0° 30'	2°	16	4	20	1000
3013	3080	13	10	9	0° 30'	2° 30'	17	8	40	1000
3016	3080	16	12	7	0° 30'	2° 30'	14	11	55	1000
3020	3080	20	15,5	6	0° 30'	2° 30'	14	17	83	1000
4006	4080	6	4	10	0° 30'	2°	20	4	20	1000
4013	4080	13	10	7	0° 30'	2° 30'	20	10	48	1000
4016	4080	16	15	5	0° 30'	2° 30'	17	50	100	1000
4020	4080	20	15,5	4	0° 30'	2° 30'	21	50	100	1000
6006	6080	6	4	6	0° 30'	2°	29	10	20	1000
6013	6080	13	10	5	0° 30'	2° 30'	29	29	58	1000
6016	6080	16	12	4	0° 30'	2° 30'	29	29	58	1000
6020	6080	20	15,5	3	0° 30'	3° 15'	29	48	100	1000
6025	6100	25	19	3	0° 30'	3° 25'	30	150	250	1000
8010	8100	10	7,5	3	0° 30'	2°	40	40	60	1000
10013	10100	13	10	3	0° 30'	2° 12'	52	60	81	1500



Back Gauge Speed	Motor Power	Oil Capacity	Throat Depth	Front Arms	Table Height	Table Width	Table Length	Length	Width	Total Width	Height	Weight
mm/sec.	kW	lit	mm	Unit	mm	mm	mm	mm	mm	mm	mm	~kg
			D		C	B	R	L	W1	W	H	
200	11	125	350	3	820	494	3280	4100	2050	3650	1950	7980
200	22	180	350	3	820	554	3360	3800	2050	3550	2150	9300
200	30	300	350	3	835	559	3380	4200	2100	3560	2450	12860
200	45	450	350	3	840	554	3420	4130	2210	3820	2570	18150
200	45	500	350	3	840	580	3460	4100	2300	3700	2650	21400
200	11	125	350	4	820	494	4400	5150	2100	3550	2050	10470
200	30	330	350	4	835	589	4400	5200	2150	3560	2550	17720
200	45	400	350	4	1000	630	4385	5890	2100	3625	2950	24400
200	45	500	350	4	1000	630	4405	5900	2200	3775	2950	30320
200	22	200	350	6	900	630	6370	7300	2150	3400	2750	25500
200	37	400	350	6	950	650	6375	7400	2200	3700	2900	33820
200	45	550	350	6	950	650	6375	7400	2200	3790	2950	33300
200	45	700	350	6	1000	800	6595	8100	2800	4100	3530	61000
200	55	750	350	6	1000	900	6750	7850	2900	4250	3400	72000
200	30	550	500	7	1220	850	8545	9100	3350	4200	3280	87000
200	45	650	750	9	1210	860	10630	11500	3400	4240	3800	147000

Standard & Optional Equipment

Standard Equipments

Heavy duty steel construction & Stress relieved frame
User friendly CNC Touchscreen control unit D-Touch 7
Automatically adjusted rake angle by CNC
Adjusted cutting length by CNC
Ball integrated front tables
Ball screw back gauge, 1000mm
Flip-up finger guards 1000mm
Squaring arm with scale T-Slot (L=1500mm)
Support arms T-Slot & Tilting stop (L=1000mm)
Illumination & Shadow line
Throat depth with 350 mm
Automatically pressure adjusted solid holddowns
Top and bottom blades with four sides

Optional Equipments

CE-Norm
High speed (Stroke/Min) Laser Cutting Line
Light curtains for finger protection
Pneumatic sheet support *DURMA I*
Pneumatic sheet support with return to sender *DURMA III*
Pneumatic sheet support *DURMA IV*
Sheet support device with belt conveyor and scrap container
Stacker + Alignment System
CNC front feeding system
Hydraulic anti-twisting
Special throat depth
Back gauge 1250 mm
X1, X2 axis
Hydraulic swing-up back gauge
Adjustable holddown pressure
Oil coolant
Central lubrication manual
Central lubrication motorized
Adjustable angle stop 0-180°
Add. Support arms
Special blades
Control Panel on opposite position
Temperature measurement
Overseas special packaging

Fast on Service and Spare Parts

DURMA provides the best level of service and spare parts with qualified personnel and spare parts in stock. Our experienced and professional service personnel are always ready at your service. Our professional training and application enriched courses will give you an advantage to use our machinery.



Consultancy




Spare Parts



R&D Center



After Sales Service



Service Agreements




Software



Training




Flexible Solution



FIBER LASER




PUNCH




PLASMA



L ANGLE PROCESSING CENTER



IRON WORKER



POWER OPERATED SHEAR

DURMA




PRESS BRAKE




VARIABLE RAKE SHEAR



ROLL BENDING



PROFILE BENDING



BANDSAW



CORNER NOTCHER

DURMA

Today Tomorrow and Forever with You...

VS SERIES
VARIABLE RAKE CNC SHEAR

Durmazlar Makina San. Tic. A.Ş. has right to change catalogue values and machine technical details without notice.

Durmazlar Makina San. ve Tic. A.Ş.
OSB 75. Yıl Bulvarı Nilüfer-Bursa / Türkiye
P: +90 224 219 18 00
F: +90 224 242 75 80
info@durmazlar.com.tr

www.durmazlar.com.tr

